

Forsyth Barr Funds

Global Sustainability Fund

This fund update was first made publicly available on 01 May 2026

What is the purpose of this update?

This document tells you how the Global Sustainability Fund has performed and what fees were charged. The document will help you to compare the fund with other funds. Forsyth Barr Investment Management Limited prepared this update in accordance with the Financial Markets Conduct Act 2013. This information is not audited and may be updated.


Description of this fund

The Global Sustainability Fund aims to achieve positive long term returns by investing in an underlying fund (or funds) which invest in international equities in companies which are assessed as contributing to positive environmental and social outcomes.

Total value of the fund	\$3,566,294
The date the fund started	15 May 2024

What are the risks of investing?

Risk indicator¹ for Global Sustainability Fund:



The risk indicator is rated from 1 (low) to 7 (high). The rating reflects how much the value of the fund's assets goes up and down. A higher risk generally means higher potential returns over time, but more ups and downs along the way.

To help you clarify your own attitude to risk, you can seek financial advice or work out your risk profile at sorted.org.nz/tools/investor-profiler/.

Note that even the lowest category does not mean a risk-free investment, and there are other risks that are not captured by this rating.

This risk indicator is not a guarantee of a fund's future performance. The risk indicator is based on the returns data for the five year period to 31 March 2026. While risk indicators are usually relatively stable, they do shift from time to time. The risk indicator will continue to be updated in future fund updates.

See the Product Disclosure Statement (PDS) for more information about the risks associated with investing in this fund.

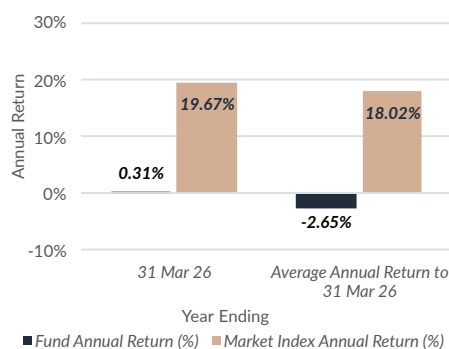
How has the fund performed?

	PAST YEAR
Annual return (after deductions for charges and tax)	0.31%
Annual return (after deductions for charges but before tax)	1.57%
Market index annual return (reflects no deduction for charges and tax)	19.67%

The market index return is based on the FTSE All-World Index in NZD (unhedged).

Additional information about the market index is available on the Forsyth Barr Funds' entry on the offer register at www.disclose-register.companiesoffice.govt.nz.

Annual return graph



This shows the return after fund charges and tax for each year ending 31 March since the fund started. The last bar shows the average annual return since the fund started, up to 31 March 2026.

Important: this does not tell you how the fund will perform in the future. Returns in this update are after tax at the highest prescribed investor rate (PIR) of tax for an individual New Zealand resident. Your tax may be lower.

What fees are investors charged?

Investors in the Global Sustainability Fund are charged fund charges based on a percentage of the value of the investments in the fund. As at 31 March 2026 these are:²

	% of net asset value ³
Total fund charges	1.35%
Which are made up of:	
Total management and administration charges	1.35%
Including	
Manager's basic fee	0.85%
Other management and administration charges ⁴	0.50%
Total performance-based fees	0.00%
Other Charges	Dollar amount per investor
	\$0.00

Investors may also be charged individual action fees for specific actions or decisions (for example, for withdrawing from or switching funds). No individual action fees currently apply, however where appropriate we apply buy/sell spreads. See the PDS for more information about fees. Small differences in fees and charges can have a big impact on your investment over the long term.

Example of how this applies to an investor

Phoebe had \$10,000 in the fund at the start of the year and did not make any further contributions. At the end of the year, Phoebe received a return after fund charges were deducted of but before tax of \$157 (that is 1.57% of their initial \$10,000). This gives Phoebe a total return after tax of \$31 for the year.

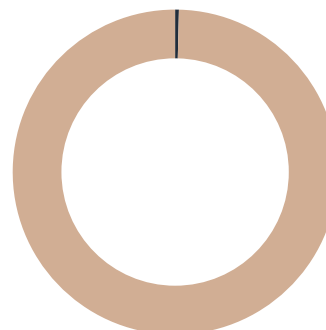
What does the fund invest in?

This shows the types of assets that the fund invests in.

TARGET INVESTMENT MIX

Asset Class	Asset Class Target Asset Mix
Cash and cash equivalents	0.00%
New Zealand fixed interest	0.00%
International fixed interest	0.00%
Australasian equities	0.00%
International equities	100.00%
Listed property	0.00%
Unlisted property	0.00%
Commodities	0.00%
Other	0.00%

ACTUAL INVESTMENT MIX



■ Cash and cash equivalents 0.37%
 ■ International equities 99.63%

Top 10 investments

	Name	Percentage of fund net assets	Type	Country	Credit rating (if applicable)
1	AB Sustainable Global Thematic Equities Fund	99.63%	International equities	Australia	
2	BNZ Transactional Account	0.24%	Cash and cash equivalents	New Zealand	A+
3	ANZ Transactional Account	0.14%	Cash and cash equivalents	Australia	A+
4					
5					
6					
7					
8					
9					
10					

The top 10 investments make up 100.00% of the fund.

We do not undertake foreign currency hedging in relation to the funds. That means that the value of the fund will fluctuate with the value of the New Zealand dollar.

Key Personnel

Name	Current position	Time in current position	Previous or other current position	Time in previous or other current position
Matt Henry	Head of Wealth Management Research, Forsyth Barr Limited	6 years and 8 months	Senior Analyst Wealth Management Research, Forsyth Barr Limited	3 years and 4 months
Chelsea Leadbetter	Head of Wealth Product and Strategy, Forsyth Barr Limited	0 years and 4 months	Head of Wealth Development, Forsyth Barr Limited	3 years and 6 months
Melissa Platt	Senior Analyst, Wealth Management Research	3 years and 11 months	Portfolio Manager, Mondrian Investment Partners Limited	12 years and 7 months
Neil Paviour-Smith	Director of Forsyth Barr Investment Management Limited (current)	18 years and 1 month	Managing Director, Forsyth Barr Limited (current)	25 years and 3 months

Further information

You can also obtain this information, the PDS for The Forsyth Barr Funds, and some additional information from

the offer register at www.disclose-register.companiesoffice.govt.nz.

Notes

- This fund was launched on 15 May 2024. We first calculate the risk indicator using market index returns data for periods before that date, and actual fund returns data afterwards. However, using market index returns means that the risk indicator may provide a less reliable indicator of potential future volatility. So, if a fund mainly invests into another fund with a different risk indicator, we may adopt that number if we consider it is a more reliable indicator of the potential future volatility of the fund.
- The fund has not been in existence for the whole of the most recent scheme year, so these are the fund charges that will be charged, rather than the fund charges that were charged in the most recent scheme year.
- These charges are inclusive of GST if applicable.
- These charges include the management fees of underlying funds where we are not the manager. In order to estimate these charges, we take into account the proportion of the Forsyth Barr Fund that is invested in the underlying fund. We also consider the public disclosures for the underlying fund about its management and administration charges. We have assumed that these will not change. We review all these estimates on an annual basis.