

Forsyth Barr Australian Equities Fund

Forsyth Barr Investment Funds

Fund Update as at 30 June 2021

This fund update was first made publicly available on 28 July 2021.

What is the purpose of this update?

This document tells you how the Forsyth Barr Australian Equities Fund has performed and what fees were charged. The document will help you to compare the fund with other funds. Forsyth Barr Investment Management Limited prepared this update in accordance with the Financial Markets Conduct Act 2013. This information is not audited and may be updated.


Description of this fund

The Forsyth Barr Australian Equities Fund invests in selected Australian shares. We aim for positive long-term returns. These kinds of investments will typically have very high levels of movement up and down in value.

Total value of the fund	\$70,363,610
The date the fund started	26 June 2008

What are the risks of investing?

Risk indicator for Forsyth Barr Australian Equities Fund:



The risk indicator is rated from 1 (low) to 7 (high). The rating reflects how much the value of the fund's assets goes up and down. A higher risk generally means higher potential returns over time, but more ups and downs along the way.

To help you clarify your own attitude to risk, you can seek financial advice or work out your risk profile at www.sorted.org.nz/tools/investor-kickstarter.

Note that even the lowest category does not mean a risk-free investment, and there are other risks that are not captured by this rating.

This risk indicator is not a guarantee of a fund's future performance. The risk indicator is based on the returns data for the five years to 30 June 2021. While risk indicators are usually relatively stable, they do shift from time to time. The risk indicator will continue to be updated in future fund updates.

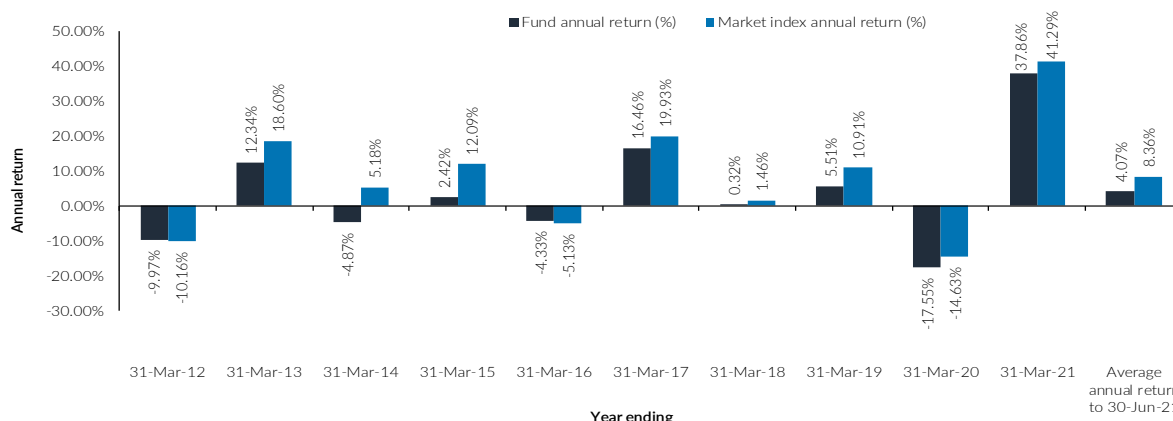
See the Product Disclosure Statement (PDS) for more information about the risks associated with investing in this fund.

How has the fund performed?

	Average over past 5 years	Past year
Annual return (after deductions for charges and tax)	9.35%	23.61%
Annual return (after deductions for charges but before tax)	10.19%	24.31%
Market index annual return (reflects no deduction for charges and tax)	11.65%	28.26%

The market index return is based on the S&P/ASX 200 Accumulation Index, 50% hedged to the New Zealand dollar. Additional information about the market index is available on the Forsyth Barr Investment Funds' entry on the offer register at www.business.govt.nz/disclose.

Annual return graph



This shows the return after fund charges and tax for each of the last 10 years ending 31 March. The last bar shows the average annual return for the last 10 years, up to 30 June 2021.

Important: This does not tell you how the fund will perform in the future.

Returns in this update are after tax at the highest prescribed investor rate (PIR) of tax for an individual New Zealand resident. Your tax may be lower.

What fees are investors charged?

Investors in the Forsyth Barr Australian Equities Fund are charged fund charges. In the year to 31 March 2021 these were:

	% of net asset value ¹
Total fund charges	1.29%
<i>Which are made up of:</i>	
Total management and administration charges including	1.29%
Manager's basic fee	1.27%
Other management and administration charges	0.02% ²
Total performance-based fees	0.00%
	Dollar amount per investor
Other charges	\$0.00

Investors are not currently charged any other fees. See the PDS for more information about fees. Small differences in fees and charges can have a big impact on your investment over the long term.

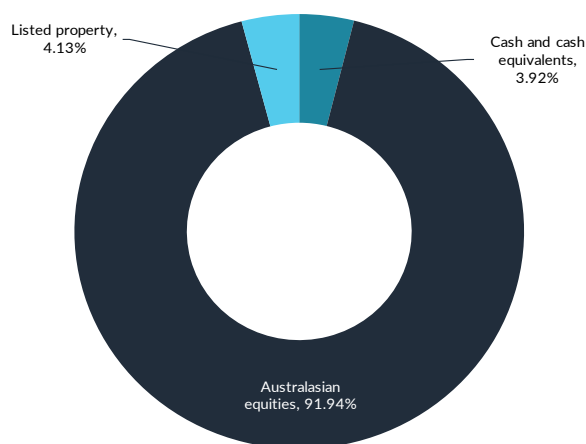
Example of how this applies to an investor

Jane had \$10,000 in the fund at the start of the year and did not make any further contributions. At the end of the year, Jane received a return after fund charges were deducted but before tax of \$2,431 (that is 24.31% of her initial \$10,000). This gives Jane a total return after tax of \$2,361 for the year.

What does the fund invest in?

This shows the types of assets that the fund invests in.

Actual investment mix



Target investment mix

Cash and cash equivalents	5.00%
New Zealand fixed interest	0.00%
International fixed interest	0.00%
Australasian equities	85.00%
International equities	0.00%
Listed property	10.00%
Unlisted property	0.00%
Commodities	0.00%
Other	0.00%

Top 10 investments

	Name	Percentage of fund net assets	Type	Country	Credit rating (if applicable)
1	CSL Limited	7.66%	Australasian equities	Australia	
2	BHP Group Limited	5.67%	Australasian equities	Australia	
3	Westpac Banking Corporation Ltd	5.30%	Australasian equities	Australia	
4	Commonwealth Bank of Australia Limited	4.46%	Australasian equities	Australia	
5	ANZ transactional bank account	3.47%	Cash and cash equivalents	New Zealand	AA-
6	Australia and New Zealand Banking Group Limited	3.18%	Australasian equities	Australia	
7	National Australia Bank Ltd	3.01%	Australasian equities	Australia	
8	Telstra Corp	2.67%	Australasian equities	Australia	
9	Rio Tinto Ltd	2.56%	Australasian equities	Australia	
10	Downer EDI Limited	2.43%	Australasian equities	Australia	

The top 10 investments make up 40.41% of the fund.

We actively manage the fund's foreign currency exposures. As at 30 June 2021, these exposures represented 96.53% of the value of the fund. After allowing for foreign currency hedges in place, 65.05% of the value of the fund was unhedged and exposed to foreign currency risk.

Key personnel

Name	Current position	Time in current position	Previous or other current position	Time in previous or other current position
Paul Robertshawe	Portfolio Manager, Forsyth Barr Limited	0 years and 3 months ³	Portfolio Manager, Large Capitalisation NZ Equities, ACC	10 years and 1 month
Craig Alexander	Co-Head of Funds Management, Forsyth Barr Limited	8 years and 0 months ⁴	Head of Fixed Interest, Tower Investments	5 years and 2 months
Jason Lindsay	Co-Head of Funds Management, Forsyth Barr Limited	1 year and 9 months ⁴	Portfolio Manager Australasian Listed Infrastructure, ACC	6 years and 2 months
Rob Mercer	Director/Equities, Wealth Management Research, Forsyth Barr Limited	1 year and 11 months ⁴	Head of Private Wealth Research, Forsyth Barr Limited	7 years and 2 months
Neil Paviour-Smith	Director	13 years and 4 months ⁴	Managing Director, Forsyth Barr Limited (current)	20 years and 6 months

Further information

You can also obtain this information, the PDS for the Forsyth Barr Investment Funds, and some additional information from the offer register at www.business.govt.nz/disclose.

Notes

¹ Including GST.

² Other management and administration charges (supervisor's fee) ceased from 11 December 2020.

³ A key personnel who has not been named in a previous fund update for the fund.

⁴ These personnel are employees of Forsyth Barr Limited, which carries out investment management and daily administration of the Forsyth Barr Investment Funds (and is an authorised body under our licence as a manager of registered schemes).